



# Want Faster and Secure Connections for Your Remote Workers?



## Use these 5 Steps to SASE as your guide

Today's modern workforce works from anywhere, but this resulted in lost productivity due to overloaded VPNs that slow access to critical cloud apps. When considering a move to Secure Access Service Edge (SASE) and zero trust network security, you need a guide to take you from a legacy network architecture to a zero trust network architecture built on a SASE platform. Move your security to the cloud to give users faster, more secure connections to any app they need. Use these 5 steps to SASE as your guide to digital transformation.

# 1

### Take Inventory to Design a Plan

Take inventory of on-prem proxy appliances and phase out hardware with equivalent network security services in the cloud.



# 2

### Implement Cloud SWG & ZT

Begin the move to a zero trust architecture by moving your secure web gateway appliances out of your data center(s) and implement them as a cloud service.



# 3

### Make Everything Private

Eliminate VPNs by moving to a zero trust network model that delivers better connectivity, better security, and lower cost which enables private access to private apps.



# 4

### Prevent Data Loss

Implement DLP in a SASE platform to eliminate existing blind spots resulting from using legacy on-prem DLP and web gateway infrastructure to protect cloud app access.



# 5

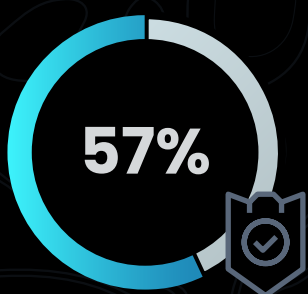
### Achieve Full SASE Adoption

Full adoption of SASE permits reevaluating vendor complexity and costs to consolidate several network security products into a single integrated platform.

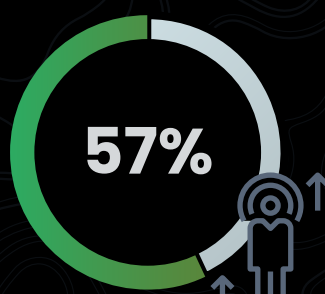


## Top 4 Priorities for CIOs in 2021\*

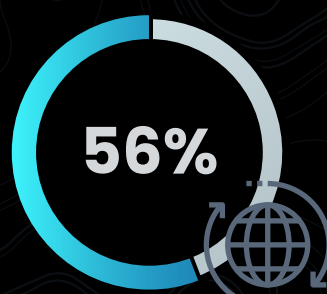
These four business initiatives rose in importance due to socio-economic pressures.




Increase Cybersecurity Protections



Improve Customer Experience



Transform Existing Business Processes



Increase Operational Efficiency + Productivity

## Build Your Roadmap With iboss

### Journey to the Cloud

iboss replaces existing on-prem security solutions, such as proxies, with a cloud-native SASE platform offering greater security coverage at a reduced cost.



### Consolidate Vendors

Scalable security including SWG, IPS, Advanced threat protection, Remote Browser Isolation, CASB, DLP, private access and TLS/SSL decryption as a SaaS cloud offering in a single platform.

### Go Down the Road to Zero Trust

With iboss, you can start the transition to Zero Trust which increases security, reduces costs, and allows users to connect to authorized cloud applications from any location.



### Eliminate the Need for VPN

Rapidly move cloud app traffic from the VPN to iboss giving users fast and secure connections to video conferencing, email, and all cloud destinations. Reduce the burden on your data center and increase user productivity.



### A SASE Platform like No Other

Delivered with containerization at its core, iboss isolates all traffic as it's secured within the cloud service. This architectural design makes all the difference in terms of security, performance and capabilities.



### Traffic from Dedicated IP Addresses



The only SASE platform that ensures traffic originates from dedicated, private IP Addresses, without sending traffic through the VPN. Use this to lock down cloud apps, making any public application private and integrates with any third-party vendors login integration policies.

## Securely Connect Any User, to Any App, From Anywhere.

iboss is a cloud security company that provides organizations and their employees fast and secure access to the internet on any device, from any location, in the cloud. The iboss SASE cloud platform eliminates the need for traditional network security appliances, such as firewalls and web gateway proxies, which are ineffective at protecting a cloud-first and mobile world.

**Jump-start your SASE transformation with iboss and experience the future of cloud security today.**

**Learn more about the platform at [www.iboss.com](http://www.iboss.com)**







# CONSIDERING SASE?

Key 5 Steps to Guide  
Your Journey to the Cloud.

